



# Light Duty Pathway Update

If this is your first time receiving a newsletter—welcome!

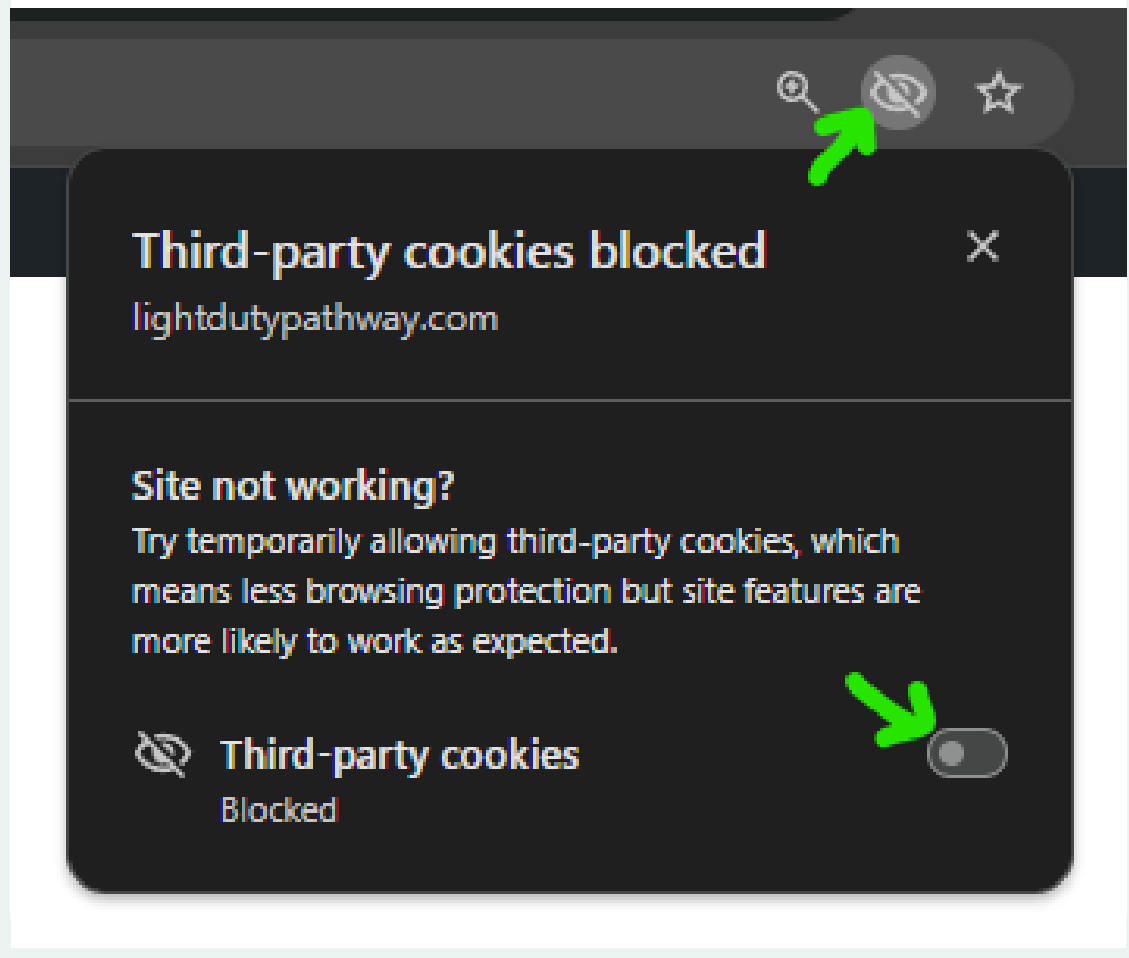
## Subtitle Shenanigans

In the past few months, two external factors changed the way subtitles work on our videos. This mainly affects Spanish course users who depend on Spanish subtitles from the second week of their program.

1. **The video player provider changed how the language for captions is selected.** The new way to set the language is: Click on the gear-shaped settings button, click on the 'CC/Subtitles' menu option, and THEN select the language.
2. **The Chrome web browser now disables Third-party cookies by default.** Cookies are the way a website stores your settings in your browser. This includes the user's captions and language choice for our video player. **Users need to allow Third-party cookies for Light Duty Pathway** to avoid having to choose the language and captions every time a new video is played.

Fortunately, Chrome has made this easy. Look for the eyeball icon on the right side of the address bar, click it to open the panel, then click the toggle switch next to "Third-party cookies". Other web browsers may have similar settings that need to be adjusted.

Instructions for both changes can be found on our updated [Language and Captions](#) info page.



[Open Light Duty Pathway](#)

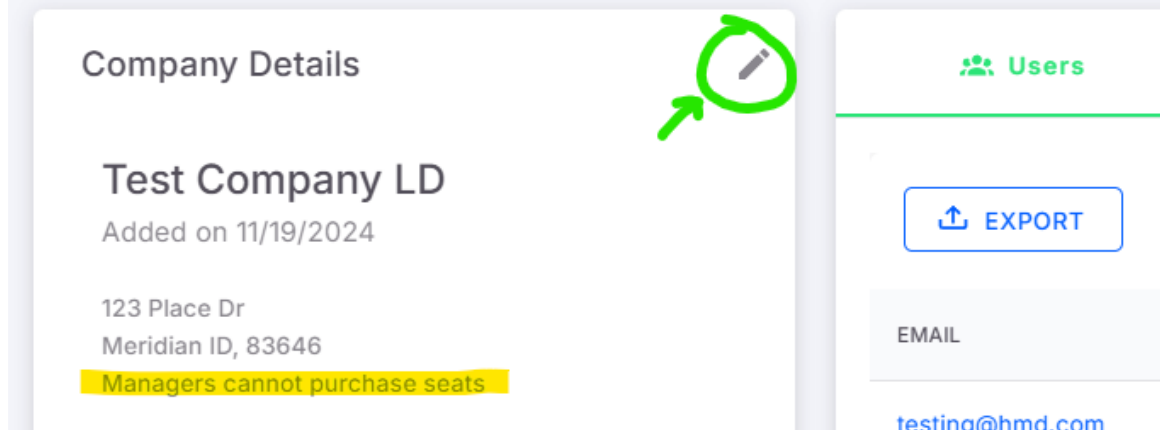
## New Features and Updates

### ✓ "Buy Seats" Can now be Turned Off or On for Managers

Do you want to prevent your managers or clients from adding seats themselves? You can now control whether or not 'manager' accounts can buy seats.

Up until now, you had to tell your managers to ignore the 'buy seats' button. Now they don't see the button unless you enable it. This setting applies to your account as a whole, not specific manager accounts.

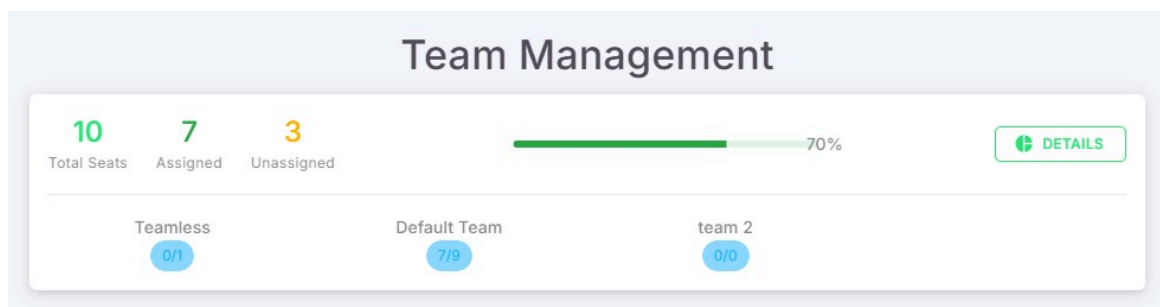
**Turn this feature on if you want managers to be able to buy seats.**



To enable managers to buy seats: Go to your company dashboard, Click the pencil icon in the Company Details box, then click the check box to allow seat purchases and click the save button.

### ✓ Team Management Page - Seat Overview

Seats mini-dashboard - We now have a widget on the top of the page to tell you at a glance how many available seats you have and how they are distributed in your teams.



### ✓ Time Reports Available As PDFs

You are now able to download the time report as a PDF as well as viewing it in your browser and downloading as a spreadsheet.

### ✓ Updated Spanish Course Instructions

We've inserted a short video at the end of the 5th Day of the Spanish course that will inform employees that the rest of the course will use videos in English with Spanish subtitles and question. This video include instructions for enabling Spanish subtitles.

### ✓ Personnel Page Changes

To help reduce confusion, we've removed Employee user accounts from the Personnel page, so that it is focused solely on Account Admins and Managers. We've also restricted it to only be viewable by AcctAdmins. All actions for employee accounts are now accessible from the team management page

### ✓ Team Management Page - Delete Employee Account

We've moved the "Delete" action for employee accounts to the action menu for the employee in the team panel.

If the user account was NEVER used (the account did not click into any activities), then the seat will be vacated and you can assign another employee to the seat. **This is handy if you make a mistake entering an employee's email address** or if an employee never shows up to do the light duty job.

### ✓ **Employee Details Page - Download Details Button**

You may have noticed a "Download Details" or "Download Receipt" button in the details page for your employee. This generates and downloads a pdf with details of the employee account that can be used for documentation purposes. Note: This documentation will reflect the current seat the user occupies. If the user's seat expires and the account is renewed, this document will reflect only the new seat, not the originally purchased seat.

### ✓ **Break Reminders**

We made a couple of changes to the break reminders that are shown every two hours in our course schedule.

1. We've updated the verbiage so that it tells employees to follow their company's break schedules.
2. We now show the break reminder after an activity is completed and before the next activity is started. Previously, it had been shown at the top of the hour after the activity was automatically started. This resulted in the breaks being included within the time spent on an activity.

### ✓ **Fixed Seat Counter on Teams Management Page**

### ✓ **Added Spanish Translation for More User Interface Elements**

✓ **And more...** We've also made some behind-the-scenes and under-the-hood updates that you will never see, but will help our team take care of you.

[Video Overview and Tutorials](#)

## **What's the difference between 'Light Duty' and 'Video Library' seats?**

- **Light Duty Job Seats** provide injured employees a structured, low-impact job while they recover. This helps reduce time-loss claims, lower workers' comp costs, and keeps employees engaged—whether they're on-site or at home. There is around 160 hours worth of Light Duty Pathway course content.
- **Video Library Seats** offer standalone access to select LDP videos. These can be assigned individually as supplemental training for any

employee—injured or not. There is around 23 hours of content in the video library.

## Looking Ahead

We're continuously improving Light Duty Pathway based on real-world use, client requests, and internal innovation. If there's something we can do to make the platform more effective for you, we'd love to hear from you.

**Thank you for being a part of Light Duty Pathway!**

Warm regards,

**Dana Burman**

Director of Technology,

**Light Duty Pathway**

nLyten Media, LLC

**nLyten Media LLC**

1420 Marvin Rd NE No.C-623, 98516, Lacey

This email was sent to {{contact.EMAIL}}

You've received this email because you've subscribed to our newsletter.

[Unsubscribe](#)

